





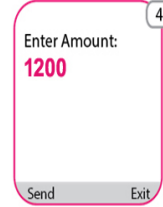








# Online Admission Process for EMBA Program in FBS, JU.

[Online admission has been launched for Faculty of Business Studies, Jahangirnagar University (FBS-JU) to make admission process effortless for admission seekers. Applicants can submit admission form through online, pay fees by mobile phone or Bank Card & print admit card through online. Please follow the simple 3 steps as stated below to apply for admission.]

STEP- 1: TO FILL UP ADMISSION FORM	STEP- 2: PAYMENT OF FEES (  bKash or  Visa or  Master Card)	STEP- 3: TO PRINT ADMIT CARD
<p><b>To apply for admission, 1<sup>st</sup> step is to fill up online admission form</b></p> <p><b>When to apply:</b> Admission form will be available in website for EMBA Program from 21 July 2019 (12:01am) to 26 August 2019 (11:59 pm).</p> <p><b>From where to apply:</b> Admission form can be filled up within 15/20 minutes from anywhere of the country or even abroad using desktop/laptop with Internet connection.</p> <p><b>How to apply:</b> Log on to <a href="http://www.fbsju.edu.bd/admission">http://www.fbsju.edu.bd/admission</a> or <a href="http://smartadmission.info/emba-fbs-ju">http://smartadmission.info/emba-fbs-ju</a> and click ADMISSION button to get admission form. Fill up the form and click SUBMIT button. Reference number as serial of application and instruction to pay fees against admission application will be displayed on the screen of computer after successful submission of application.</p> <p>Take a printout of this page for next step(s).</p>	<p><b>To apply for admission, required fees to be paid in 2<sup>nd</sup> step.</b></p> <p><b>Program :</b> EMBA Program, <b>Fee(Tk):</b> 1200 Tk (One Thousand Two Hundred Taka)</p> <p><b>By bKash:</b> Above mentioned fee to be paid using Personal Account of bKash. Payment to be sent to Merchant Account. bKash Merchant Account Number: <b>01841013013</b> This bKash number is to be used to pay fee only. Don't make phone call to this number for information regarding Admission, rather call Help-Line as mentioned below.</p> <p><b>Steps for bKash Payment:</b></p> <div style="display: flex; flex-wrap: wrap;"> <div style="width: 50%;">  <p>Dial *247#</p> </div> <div style="width: 50%;">  <p>Select "3" for Payment</p> </div> <div style="width: 50%;">  <p>Enter Merchant bKash Account (Wallet) number</p> </div> <div style="width: 50%;">  <p>Enter the Admission fee amount</p> </div> <div style="width: 50%;">  <p>Enter the Reference Number</p> </div> <div style="width: 50%;">  <p>Enter 1 and go to next step</p> </div> <div style="width: 50%;">  <p>Enter your secret PIN</p> </div> <div style="width: 50%;">  <p>You will receive a Payment confirmation SMS</p> </div> </div> <p><b>Payment to be made mentioning REFERENCE Number (as received in 1<sup>st</sup> step) very carefully as reference to identify the form against which the payment has been made. Otherwise Admit Card for admission test will not be generated.</b> One can pay using own bKash Account or bKash Personal Account of others. In that case, use 'Payment' Option of bKash Personal Account. Don't use 'Cash-In' or 'Send Money' option. After sending money, a payment confirmation SMS of bKash along with a Transaction ID(TrxID) will be sent to the mobile number by which payment is made. Please preserve the SMS of bKash for future reference.</p> <p><b>When/ where fee to be paid:</b> Fee can be paid according to mentioned date and time in step-1.</p> <p><b>bKash Help Line: 16247</b> (from any mobile operator)</p>	<p><b>Admit Card to be printed in 3<sup>rd</sup> step.</b></p> <p><b>How to get printed Admit Card:</b> Log on to <a href="http://www.fbsju.edu.bd/admission">http://www.fbsju.edu.bd/admission</a> or <a href="http://smartadmission.info/emba-fbs-ju">http://smartadmission.info/emba-fbs-ju</a> and click on 'GET ADMIT CARD' and submit required information (Reference Number, Trx ID of bKash &amp; Mobile Number which was mentioned in application form). <b>In case of online payment, type 1 (one) in the place of Trx ID of bKash.</b> After verification a page with Admit Number will appear in the screen that has to be printed out and preserved as Admit Card.</p> <p><b>Please complete your online application process by printing 'Admit Card' within due date (as mentioned in step1)</b></p>
	<p><b>Through Online:</b> Above mentioned fee can also be made through online using DBBL: Nexus, Master, Visa and VISA &amp; Master Card issued by other banks. To make payment through online, please log on to <a href="http://smartadmission.info/emba-fbs-ju">http://smartadmission.info/emba-fbs-ju</a> and click on "Online Payment". Then enter REFERENCE number (as received in 1<sup>st</sup> step) and click on "Submit" button. After that select the card by which fee will be paid (in this stage DBBL Nexus Card is by default selected) and click on "Pay Now" button. Finally provided the card information and click on "Submit" button. (For card payment convenience fee will be added as per card holders' agreement.)</p>	<p>If you do not get the Admit Card please contact the help line as mentioned below.</p>

**Edu-Smart Help line for Online Registration: 018 4151 4151 (8am to 10pm)**